




## European Championship 2008 Groups ABC

Gr	Match players	S1-Car	S1-Inn	S2-Car	S2-Inn	S3-Car	S3-Inn	T-car	T-Inn	Av	MP	Ba. Sets	HR	
<b>A</b>	BURGMAN Raimond	15	15	15	8			30	23	1.304	2	2	8	
	SZLUKA Balint	14	14	4	8			18	22	0.818	0	-2	3	
	SZLUKA Balint	7	18	5	17			12	35	0.342	0	-2	3	
	KRONLACHNER Andreas	15	18	15	18			30	36	0.833	2	2	4	
	KRONLACHNER Andreas	11	17	6	6			17	23	0.739	0	-2	2	
	BURGMAN Raimond	15	17	15	7			30	24	1.250	2	2	6	
	MERCKX Eddy	15	14	15	12			30	26	1.153	2	2	5	
	SZLUKA Balint	6	13	8	12			14	25	0.560	0	-2	2	
	MERCKX Eddy	15	11	14	8	15	7	44	26	1.692	2	1	6	
	BURGMAN Raimond	11	10	15	9	5	6	31	25	1.240	0	-1	6	
	MERCKX Eddy	15	6	15	9			30	15	2.000	2	2	8	
	KRONLACHNER Andreas	6	6	5	8			11	14	0.785	0	-2	3	
<b>Players</b>	<b>Nat</b>	<b>T-Car</b>	<b>T-Inn</b>	<b>Gen-Avg</b>	<b>MP</b>	<b>Ba-Sets</b>	<b>HR</b>	 <i>Confédération Européenne de Billard</i>						
MERCKX Eddy	BE	104	67	1.552	6	5	8							
KRONLACHNER Andreas	AT	58	73	0.794	2	-2	4							
BURGMAN Raimond	NL	91	72	1.263	4	3	8							
SZLUKA Balint	HU	44	82	0.536	0	-6	3							
Gr	Match players	S1-Car	S1-Inn	S2-Car	S2-Inn	S3-Car	S3-Inn	T-car	T-Inn	Av	MP	Ba. Sets	HR	
<b>B</b>	EL MESSERY Ihab	15	18	15	24			30	42	0.714	2	2	4	
	FAGERSTRÖM Ari	12	17	13	24			25	41	0.609	0	-2	4	
	FAGERSTRÖM Ari	11	13	9	10			20	23	0.869	0	-2	5	
	BURY Jeremy	15	14	15	10			30	24	1.250	2	2	6	
	BURY Jeremy	15	11	15	20			30	31	0.967	2	2	7	
	EL MESSERY Ihab	7	11	14	19			21	30	0.700	0	-2	4	
	BLOMDAHL Torbjorn	15	10	15	13			30	23	1.304	2	2	7	
	FAGERSTRÖM Ari	4	10	5	12			9	22	0.409	0	-2	2	
	BLOMDAHL Torbjorn	15	16	15	5			30	21	1.428	2	2	7	
	EL MESSERY Ihab	8	15	8	5			16	20	0.800	0	-2	7	
	BLOMDAHL Torbjorn	15	10	15	8			30	18	1.666	2	2	6	
	BURY Jeremy	11	10	11	7			22	17	1.294	0	-2	5	
	<b>Players</b>	<b>Nat</b>	<b>T-Car</b>	<b>T-Inn</b>	<b>Gen-Avg</b>	<b>MP</b>	<b>Ba-Sets</b>	<b>HR</b>	SINCE 1680  SIMONIS CLOTH					
	BLOMDAHL Torbjorn	SE	90	62	1.451	6	6	7						
BURY Jeremy	FR	82	72	1.138	4	2	7							
EL MESSERY Ihab	EG	67	92	0.728	2	-2	7							
FAGERSTRÖM Ari	FI	54	86	0.627	0	-6	5							
Gr	Match players	S1-Car	S1-Inn	S2-Car	S2-Inn	S3-Car	S3-Inn	T-car	T-Inn	Av	MP	Ba. Sets	HR	
<b>C</b>	GOMES Vasco	15	14	15	18			30	32	0.937	2	2	3	
	NEDOVICH Milan	14	14	9	17			23	31	0.741	0	-2	3	
	NEDOVICH Milan	11	13	8	7			19	20	0.950	0	-2	4	
	ROUX Jean-Christophe	15	14	15	7			30	21	1.428	2	2	5	
	ROUX Jean-Christophe	15	15	15	19			30	34	0.882	2	2	6	
	GOMES Vasco	11	14	14	19			25	33	0.757	0	-2	4	
	CAUDRON Frédéric	15	5	15	12			30	17	1.764	2	2	10	
	NEDOVICH Milan	1	4	5	12			6	16	0.375	0	-2	2	
	CAUDRON Frédéric	15	10	15	3			30	13	2.307	2	2	11	
	GOMES Vasco	2	9	6	3			8	12	0.666	0	-2	3	
	CAUDRON Frédéric	10	11	15	5	15	9	40	25	1.600	2	1	6	
	ROUX Jean-Christophe	15	11	2	5	14	8	31	24	1.291	0	-1	6	
	<b>Players</b>	<b>Nat</b>	<b>T-Car</b>	<b>T-Inn</b>	<b>Gen-Avg</b>	<b>MP</b>	<b>Ba-Sets</b>	<b>HR</b>	 THE BELGIAN BILLARD BALLS					
	CAUDRON Frédéric	BE	100	55	1.818	6	5	11						
ROUX Jean-Christophe	FR	91	79	1.151	4	3	6							
GOMES Vasco	PT	63	77	0.818	2	-2	4							
NEDOVICH Milan	ME	48	67	0.716	0	-6	4							