




































European Championship 2008 Final Ranking

Rank	Players	Nat	T-Car	T-Inn	Gen-Avg	Best Personal Avg	MP	Ba. Sets	HR	Rank Points	Foot Prints
1	JASPERS Dick	NL	295	136	2.169	5.625	14	15	15		
2	BLOMDAHL Torbjorn	SE	285	183	1.557	3.000	12	8	8		
3	ZANETTI Marco	IT	249	189	1.317	1.666	10	7	15		
3	FORTHOMME Roland	BE	224	160	1.400	1.607	6	0	12		
5	CAUDRON Frédéric	BE	203	123	1.650	2.307	8	6	11		
6	DE BACKER Peter	BE	215	158	1.360	1.818	8	5	8		
7	KASIDOKOSTAS Philip	GR	161	106	1.518	2.368	6	3	10		
8	ROUX Jean-Christophe	FR	196	161	1.217	1.428	6	2	8		
9	SANCHEZ Daniel	ES	148	86	1.720	3.000	6	5	13		
10	MERCKX Eddy	BE	159	112	1.419	2.000	6	4	8		
11	ANDERSEN Thomas	DK	120	98	1.224	1.761	6	1	9		
12	BURGMAN Raimond	NL	151	105	1.438	1.818	4	2	8		
13	BURY Jeremy	FR	149	112	1.330	1.675	4	1	10		
14	NILSSON Michael	SE	111	80	1.387	1.578	4	0	7		
15	RUDOLPH Christian	DE	117	100	1.170	1.562	4	0	8		
16	HORN Martin	DE	154	103	1.495	1.826	4	-1	12		
17	CEULEMANS Kurt	BE	93	78	1.192	1.818	2	-1	8		
18	DE BRUIJN Jean Paul	NL	93	56	1.660	2.866	2	-2	12		
19	CENET Lütfi	TR	74	63	1.174	1.500	2	-2	6		
20	LEGAZPI Alfonso	ES	67	81	0.827	0.909	2	-2	5		
21	GOMES Vasco	PT	63	77	0.818	0.937	2	-2	4		
22	KRONLACHNER Andreas	AT	58	73	0.794	0.833	2	-2	4		
23	EL MESSERY Ihab	EG	67	92	0.728	0.800	2	-2	7		
24	DANIELSSON Torsten	CH	66	87	0.758	0.955	2	-3	7		
25	ODDO Antonio	IT	79	91	0.868	1.054	2	-3	8		
26	POLYCHRONOPOULOS Nick	GR	63	55	1.145	1.285	0	-5	5		
27	PAPAKOSTANTINOÜ Kostas	GR	71	89	0.797	0.900	0	-5	6		
28	HAMM Ramon	LU	42	80	0.525	0.613	0	-5	4		
29	NEDOVICH Milan	ME	48	67	0.716	0.950	0	-6	4		
30	FAGERSTRÖM Ari	FI	54	86	0.627	0.869	0	-6	5		
31	KOHOUT Stepan	CZ	35	56	0.625	0.684	0	-6	4		
32	SZLUKA Balint	HU	44	82	0.536	0.818	0	-6	3		

Whole Tournament General Average	1.226	
Highest Run	15	
Best General Average	2.169	
Best Special Average	5.625	