




## European Championship 2010 Groups ABC

Gr	Match players	S1-Car	S1-Inn	S2-Car	S2-Inn	S3-Car	S3-Inn	T-car	T-Inn	Av	MP	Ba. Sets	HR
<b>A</b>	BOHAC Martin	15	13	15	17			30	30	1,000	2	2	6
	SALOMON Arie	5	12	10	17			15	29	0,517	0	-2	3
	SALOMON Arie	1	6	3	10			4	16	0,250	0	-2	1
	BURGMAN Raimond	15	7	15	10			30	17	1,764	2	2	6
	BURGMAN Raimond	15	18	15	7			30	25	1,200	2	2	6
	BOHAC Martin	11	18	1	6			12	24	0,500	0	-2	3
	SANCHEZ Daniel	15	9	15	5			30	14	2,142	2	2	11
	SALOMON Arie	2	9	1	4			3	13	0,230	0	-2	1
	SANCHEZ Daniel	15	5	15	13			30	18	1,666	2	2	8
	BOHAC Martin	3	4	8	13			11	17	0,647	0	-2	3
	SANCHEZ Daniel	15	9	15	6			30	15	2,000	2	2	6
	BURGMAN Raimond	13	9	4	5			17	14	1,214	0	-2	5
	<b>Players</b>	<b>Nat</b>	<b>T-Car</b>	<b>T-Inn</b>	<b>Gen-Avg</b>	<b>MP</b>	<b>Ba-Sets</b>	<b>HR</b>	 Confédération Européenne de Billard				
SANCHEZ Daniel	ES	90	47	1,914	6	6	11						
BURGMAN Raimond	NL	77	56	1,375	4	2	6						
BOHAC Martin	CZ	53	71	0,746	2	-2	6						
SALOMON Arie	IL	22	58	0,379	0	-6	3						
Gr	Match players	S1-Car	S1-Inn	S2-Car	S2-Inn	S3-Car	S3-Inn	T-car	T-Inn	Av	MP	Ba. Sets	HR
<b>B</b>	RUDOLPH Christian	15	13	13	17	15	11	43	41	1,048	2	1	4
	FAGERSTRÖM Ari	10	13	15	17	7	11	32	41	0,780	0	-1	5
	FAGERSTRÖM Ari	3	6	5	7			8	13	0,615	0	-2	3
	LEPPENS Eddy	15	7	15	8			30	15	2,000	2	2	7
	LEPPENS Eddy	15	4	15	6			30	10	3,000	2	2	7
	RUDOLPH Christian	2	3	7	6			9	9	1,000	0	-2	4
	JASPERS Dick	15	2	15	9			30	11	2,727	2	2	13
	FAGERSTRÖM Ari	2	2	5	8			7	10	0,700	0	-2	3
	JASPERS Dick	15	8	9	5	15	9	39	22	1,772	2	1	6
	RUDOLPH Christian	8	7	15	6	6	8	29	21	1,380	0	-1	10
	JASPERS Dick	15	5	15	9			30	14	2,142	2	2	7
	LEPPENS Eddy	13	5	10	8			23	13	1,769	0	-2	7
	<b>Players</b>	<b>Nat</b>	<b>T-Car</b>	<b>T-Inn</b>	<b>Gen-Avg</b>	<b>MP</b>	<b>Ba-Sets</b>	<b>HR</b>	SINCE 1680  SIMONIS CLOTH				
JASPERS Dick	NL	99	47	2,106	6	5	13						
LEPPENS Eddy	BE	83	38	2,184	4	2	7						
RUDOLPH Christian	DE	81	71	1,140	2	-2	10						
FAGERSTRÖM Ari	FI	47	64	0,734	0	-5	5						
Gr	Match players	S1-Car	S1-Inn	S2-Car	S2-Inn	S3-Car	S3-Inn	T-car	T-Inn	Av	MP	Ba. Sets	HR
<b>C</b>	YÜKSEL Adnan	15	6	6	11	15	13	36	30	1,200	2	1	7
	ZOLA HANSEN Brian	5	5	15	12	5	12	25	29	0,862	0	-1	3
	ZOLA HANSEN Brian	9	11	11	9			20	20	1,000	0	-2	4
	KOSTISTANSKY Gerhard	15	12	15	9			30	21	1,428	2	2	6
	KOSTISTANSKY Gerhard	15	12	15	11			30	23	1,304	2	2	7
	YÜKSEL Adnan	8	12	14	10			22	22	1,000	0	-2	4
	BLOMDAHL Torbjorn	4	6	15	16	15	11	34	33	1,030	2	1	5
	ZOLA HANSEN Brian	15	7	11	15	10	11	36	33	1,090	0	-1	5
	BLOMDAHL Torbjorn	13	9	15	9	10	4	38	22	1,727	0	-1	7
	YÜKSEL Adnan	15	10	12	8	15	5	42	23	1,826	2	1	10
	BLOMDAHL Torbjorn	15	12	15	7			30	19	1,578	2	2	5
	KOSTISTANSKY Gerhard	5	11	4	7			9	18	0,500	0	-2	2
	<b>Players</b>	<b>Nat</b>	<b>T-Car</b>	<b>T-Inn</b>	<b>Gen-Avg</b>	<b>MP</b>	<b>Ba-Sets</b>	<b>HR</b>	 THE BELGIAN BILLARD BALLS				
BLOMDAHL Torbjorn	SE	102	74	1,378	4	2	7						
KOSTISTANSKY Gerhard	AT	69	62	1,112	4	2	7						
YÜKSEL Adnan	TR	100	75	1,333	4	0	10						
ZOLA HANSEN Brian	DK	81	82	0,987	0	-4	5						