




## European Championship 2010 Groups DEF

Gr	Match players	S1-Car	S1-Inn	S2-Car	S2-Inn	S3-Car	S3-Inn	T-car	T-Inn	Av	MP	Ba. Sets	HR
<b>D</b>	EL MESSERY Ihab	15	9	15	17			30	26	1,153	2	2	4
	LEB Balázs	8	9	6	16			14	25	0,56	0	-2	3
	LEB Balázs	11	12	3	7			14	19	0,736	0	-2	3
	PALAZON Javier	15	13	15	7			30	20	1,5	2	2	7
	PALAZON Javier	15	6	15	5			30	11	2,727	2	2	9
	EL MESSERY Ihab	6	5	9	5			15	10	1,5	0	-2	3
	CAUDRON Frédéric	15	7	15	8			30	15	2	2	2	11
	LEB Balázs	2	6	3	8			5	14	0,357	0	-2	2
	CAUDRON Frédéric	15	10	15	9			30	19	1,578	2	2	5
	EL MESSERY Ihab	14	9	7	9			21	18	1,166	0	-2	4
	CAUDRON Frédéric	15	12	14	8	15	4	44	24	1,833	2	1	9
	PALAZON Javier	13	12	15	8	6	4	34	24	1,416	0	-1	6
<b>Players</b>	<b>Nat</b>	<b>T-Car</b>	<b>T-Inn</b>	<b>Gen-Avg</b>	<b>MP</b>	<b>Ba-Sets</b>	<b>HR</b>	 Confédération Européenne de Billard					
CAUDRON Frédéric	BE	104	58	1,793	6	5	11						
PALAZON Javier	ES	94	55	1,709	4	3	9						
EL MESSERY Ihab	EG	66	54	1,222	2	-2	4						
LEB Balázs	HU	33	58	0,568	0	-6	3						
Gr	Match players	S1-Car	S1-Inn	S2-Car	S2-Inn	S3-Car	S3-Inn	T-car	T-Inn	Av	MP	Ba. Sets	HR
<b>E</b>	ANDRADE Paulo	7	13	13	13			20	26	0,769	0	-2	3
	CHRISTOFOROU Christakis	15	14	15	13			30	27	1,111	2	2	5
	CHRISTOFOROU Christakis	11	16	15	7	15	17	41	40	1,025	2	1	5
	BURY Jeremy	15	17	14	6	12	17	41	40	1,025	0	-1	13
	BURY Jeremy	15	9	15	7			30	16	1,875	2	2	9
	ANDRADE Paulo	8	9	3	6			11	15	0,733	0	-2	3
	MERCKX Eddy	15	12	15	14			30	26	1,153	2	2	7
	CHRISTOFOROU Christakis	13	12	10	13			23	25	0,92	0	-2	3
	MERCKX Eddy	15	8	15	7			30	15	2	2	2	9
	ANDRADE Paulo	11	8	8	6			19	14	1,357	0	-2	6
	MERCKX Eddy	15	8	15	11			30	19	1,578	2	2	5
	BURY Jeremy	3	8	9	10			12	18	0,666	0	-2	4
<b>Players</b>	<b>Nat</b>	<b>T-Car</b>	<b>T-Inn</b>	<b>Gen-Avg</b>	<b>MP</b>	<b>Ba-Sets</b>	<b>HR</b>	SINCE 1680  SIMONIS CLOTH					
MERCKX Eddy	BE	90	60	1,5	6	6	9						
BURY Jeremy	FR	83	74	1,121	2	-1	13						
ANDRADE Paulo	PT	50	55	0,909	0	-6	6						
CHRISTOFOROU Christakis	CY	94	92	1,021	4	1	5						
Gr	Match players	S1-Car	S1-Inn	S2-Car	S2-Inn	S3-Car	S3-Inn	T-car	T-Inn	Av	MP	Ba. Sets	HR
<b>F</b>	HAMM Ramon	8	16	15	12	15	19	38	47	0,808	2	1	6
	SORO Slobodan	15	17	6	11	10	19	31	47	0,659	0	-1	3
	SORO Slobodan	7	16	4	9			11	25	0,44	0	-2	3
	KASIDOKOSTAS Filipos	15	17	15	9			30	26	1,153	2	2	8
	KASIDOKOSTAS Filipos	15	9	15	5			30	14	2,142	2	2	7
	HAMM Ramon	2	9	1	4			3	13	0,23	0	-2	1
	HORN Martin	9	6	15	8	15	18	39	32	1,218	2	1	7
	SORO Slobodan	15	6	5	8	8	17	28	31	0,903	0	-1	5
	HORN Martin	15	8	15	13			30	21	1,428	2	2	7
	HAMM Ramon	3	7	5	13			8	20	0,4	0	-2	2
	HORN Martin	15	12	12	7	8	10	35	29	1,206	0	-1	6
	KASIDOKOSTAS Filipos	12	12	15	7	15	11	42	30	1,4	2	1	5
<b>Players</b>	<b>Nat</b>	<b>T-Car</b>	<b>T-Inn</b>	<b>Gen-Avg</b>	<b>MP</b>	<b>Ba-Sets</b>	<b>HR</b>	 THE BELGIAN BILLIARD BALLS					
HORN Martin	DE	104	82	1,268	4	2	7						
KASIDOKOSTAS Filipos	GR	102	70	1,457	6	5	8						
HAMM Ramon	LU	49	80	0,612	2	-3	6						
SORO Slobodan	CR	70	103	0,679	0	-4	5						