







Final Round Groups

Gr	Match players	Carom	Inning	Average	MP	HR	First 4 Players Draw		
A	TILLEMAN Henri	200	14	14,285	2	78			
	MATHYSEN Ronny	96	14	6,857	0	27			
	ZIOGAS Janis	115	11	10,454	0	44			
	DASKE Sven	200	11	18,181	2	64			
	TILLEMAN Henri	200	5	40,000	2	128			
	DASKE Sven	131	5	26,200	0	51			
	MATHYSEN Ronny	124	4	31,000	0	108			
	ZIOGAS Janis	200	4	50,000	2	149			
	TILLEMAN Henri	200	5	40,000	2	65			
	ZIOGAS Janis	91	5	18,200	0	55			
	DASKE Sven	200	14	14,285	2	80			
MATHYSEN Ronny	103	14	7,357	0	24				
 <small>Confédération Européenne de Billard</small>									
Players	Nat	T-Car	T-Inn	Gen-AVG	MP	HR	Direct Encounter	Place	
TILLEMAN Henri	NL	600	24	25,000	6	128		1	
ZIOGAS Janis	CZ	406	20	20,300	2	149		3	
DASKE Sven	DE	531	30	17,700	4	80		2	
MATHYSEN Ronny	BE	323	32	10,093	0	108		4	
Gr	Match players	Carom	Inning	Average	MP	HR	First 4 Players Draw		
B	FAUS Marek	200	5	40,000	2	132			
	RIEDEL Arnd	45	5	9,000	0	31			
	MATA PARDO Esteve	200	9	22,222	2	127			
	TIMMERS Dennis	64	9	7,111	0	31			
	FAUS Marek	142	6	23,666	0	84			
	MATA PARDO Esteve	200	6	33,333	2	106			
	RIEDEL Arnd	14	2	7,000	0	10			
	TIMMERS Dennis	200	2	100,000	2	200			
	FAUS Marek	200	10	20,000	2	39			
	TIMMERS Dennis	70	10	7,000	0	28			
	MATA PARDO Esteve	200	8	25,000	1	117			
RIEDEL Arnd	200	8	25,000	1	106				
 <small>SINCE 1880 SIMONIS CLOTHES</small>									
Players	Nat	T-Car	T-Inn	Gen-AVG	MP	HR	Direct Encounter	Place	
FAUS Marek	CZ	542	21	25,809	4	132		2	
MATA PARDO Esteve	ES	600	23	26,086	5	127		1	
TIMMERS Dennis	NL	334	21	15,904	2	200		3	
RIEDEL Arnd	DE	259	15	17,266	1	106		4	

Gr	Match players	Carom	Inning	Average	MP	HR	First 4 Players Draw	
C	GRETILLAT Xavier	200	4	50,000	2	138	1	
	GIELENS Raymon	71	4	17,750	0	34		
	NOCKEMANN Thomas	200	14	14,285	2	55	1	
	KLIJN Ad	186	14	13,285	0	94		
	GRETILLAT Xavier	180	10	18,000	0	80		
	NOCKEMANN Thomas	200	10	20,000	2	70		
	GIELENS Raymon	170	13	13,076	0	37		
	KLIJN Ad	200	13	15,384	2	42		
	GRETILLAT Xavier	164	5	32,800	0	118		
	KLIJN Ad	200	5	40,000	2	103		
NOCKEMANN Thomas	200	3	66,666	2	112			
GIELENS Raymon	27	3	9,000	0	16			
								
Players	Nat	T-Car	T-Inn	Gen-AVG	MP	HR	Direct Encounter	Place
GRETILLAT Xavier	CH	544	19	28,631	2	138		3
NOCKEMANN Thomas	DE	600	27	22,222	6	112		1
KLIJN Ad	NL	586	32	18,312	4	103		2
GIELENS Raymon	NL	268	20	13,400	0	37		4
Gr	Match players	Carom	Inning	Average	MP	HR	First 4 Players Draw	
D	CUENCA Raul	200	9	22,222	2	69		
	VANDELOO Peter	97	9	10,777	0	50		
	VAN SILFHOUT Michel	200	5	40,000	2	126		
	WORKEL Koen	27	5	5,400	0	23		
	CUENCA Raul	85	8	10,625	0	47		
	VAN SILFHOUT Michel	200	8	25,000	2	108		
	VANDELOO Peter	190	13	14,615	0	79		
	WORKEL Koen	200	13	15,384	2	86		
	CUENCA Raul	200	7	28,571	2	93		
	WORKEL Koen	96	7	13,714	0	45		
	VAN SILFHOUT Michel	200	6	33,333	2	145		
VANDELOO Peter	36	6	6,000	0	12			
								
Players	Nat	T-Car	T-Inn	Gen-AVG	MP	HR	Direct Encounter	Place
CUENCA Raul	ES	485	24	20,208	4	93		2
VAN SILFHOUT Michel	NL	600	19	31,578	6	145		1
WORKEL Koen	NL	323	25	12,920	2	86		3
VANDELOO Peter	BE	323	28	11,535	0	79		4

Gr									
Gr	Match players	Carom	Inning	Average	MP	HR	First 4 Players Draw		
E	DEVOGELAERE Mikael	200	4	50,000	2	85	1		
	VAN BOCHEM Micha	69	4	17,250	0	39			
	SWERTZ Raymond	200	6	33,333	2	92	1		
	GUENET Laurent	117	6	19,500	0	72			
	DEVOGELAERE Mikael	200	4	50,000	1	155			
	SWERTZ Raymond	200	4	50,000	1	99			
	VAN BOCHEM Micha	200	10	20,000	2	45			
	GUENET Laurent	173	10	17,300	0	51			
	DEVOGELAERE Mikael	200	14	14,285	2	90			
	GUENET Laurent	170	14	12,142	0	52			
SWERTZ Raymond	192	16	12,000	0	51				
VAN BOCHEM Micha	200	16	12,500	2	74				
Players		Nat	T-Car	T-Inn	Gen-AVG	MP	HR	Direct Encounter	Place
DEVOGELAERE Mikael		FR	600	22	27,272	5	155		1
SWERTZ Raymond		NL	592	26	22,769	3	99		3
GUENET Laurent		FR	460	30	15,333	0	72		4
VAN BOCHEM Micha		NL	469	30	15,633	4	74		2
Gr									
Gr	Match players	Carom	Inning	Average	MP	HR	First 4 Players Draw		
F	NIESSEN Patrick	200	3	66,666	2	189			
	JONKER Robin	26	3	8,666	0	23			
	DUPONT Patrick	149	9	16,555	0	61			
	BOHM Pavel	200	9	22,222	2	58			
	NIESSEN Patrick	200	5	40,000	2	118			
	BOHM Pavel	69	5	13,800	0	69			
	JONKER Robin	135	5	27,000	0	79			
	DUPONT Patrick	200	5	40,000	2	133			
	NIESSEN Patrick	200	2	100,000	2	199			
	DUPONT Patrick	83	2	41,500	0	49			
	BOHM Pavel	200	3	66,666	2	156			
JONKER Robin	30	3	10,000	0	18				
Players		Nat	T-Car	T-Inn	Gen-AVG	MP	HR	Direct Encounter	Place
NIESSEN Patrick		BE	600	10	60,000	6	199		1
DUPONT Patrick		FR	432	16	27,000	2	133		3
BOHM Pavel		CZ	469	17	27,588	4	156		2
JONKER Robin		NL	191	11	17,363	0	79		4



Gr								
Gr	Match players	Carom	Inning	Average	MP	HR	First 4 Players Draw	
G	FLORENT Jean-Francois	200	7	28,571	2	74	1	
	TULL Rene	197	7	28,142	0	60		
	JACQUET David	26	5	5,200	0	11	1	
	VAN DEN BOOGAARD Harrie	200	5	40,000	2	126		
	FLORENT Jean-Francois	200	10	20,000	2	90		
	JACQUET David	139	10	13,900	0	86		
	TULL Rene	86	9	9,555	0	37		
	VAN DEN BOOGAARD Harrie	200	9	22,222	2	89		
	FLORENT Jean-Francois	200	2	100,000	2	163		
	VAN DEN BOOGAARD Harrie	88	2	44,000	0	57		
JACQUET David	192	10	19,200	0	92			
TULL Rene	200	10	20,000	2	43			
								
Players	Nat	T-Car	T-Inn	Gen-AVG	MP	HR	Direct Encounter	Place
FLORENT Jean-Francois	FR	600	19	31,578	6	163		1
JACQUET David	FR	357	25	14,280	0	92		4
VAN DEN BOOGAARD Harrie	NL	488	16	30,500	4	126		2
TULL Rene	NL	483	26	18,576	2	60		3
Gr								
Gr	Match players	Carom	Inning	Average	MP	HR	First 4 Players Draw	
H	VOLLEBERG Peter	200	11	18,181	2	52		
	HUBER Gerhard	53	11	4,818	0	24		
	PETIT Johann	200	5	40,000	2	67		
	MESKE Matthias	35	5	7,000	0	14		
	VOLLEBERG Peter	57	4	14,250	0	25		
	PETIT Johann	200	4	50,000	2	127		
	HUBER Gerhard	96	8	12,000	0	46		
	MESKE Matthias	200	8	25,000	2	106		
	VOLLEBERG Peter	200	9	22,222	2	72		
	MESKE Matthias	121	9	13,444	0	38		
	PETIT Johann	200	10	20,000	2	85		
HUBER Gerhard	38	10	3,800	0	12			
								
Players	Nat	T-Car	T-Inn	Gen-AVG	MP	HR	Direct Encounter	Place
VOLLEBERG Peter	NL	457	24	19,041	4	72		2
PETIT Johann	FR	600	19	31,578	6	127		1
MESKE Matthias	DE	356	22	16,181	2	106		3
HUBER Gerhard	AT	187	29	6,448	0	46		4