

Guide Player Biography

1. Login

Go to the Website of the CEB (www.eurobillard.org) or UMB (www.umb.org).
On the right side you will find a Login for the Player Biography.
Click on the Link and you will find the following page:

Username :	<input type="text"/>
Password :	<input type="password"/>
<input type="button" value="Send"/>	
Registration	

If you are already registered please put in your Data and follow Point 4 otherwise click on the Point Registration.

2. Registration

After a click on the Registration Link you will find the following page:

Choose Player :	<input type="text"/>
Email Address :	<input type="text"/>
Username :	<input type="text"/>
Password :	<input type="password"/>
<input type="button" value="Send"/>	
to Login	

Please choose you player name from the List.

If you Player Name is not in the List please follow Point 3.

Put in your email address, your Username (this could be chosen free) and define a password.

After you put in all your data please click on the button send.

Please follow Point 4.

3. Registration New Player

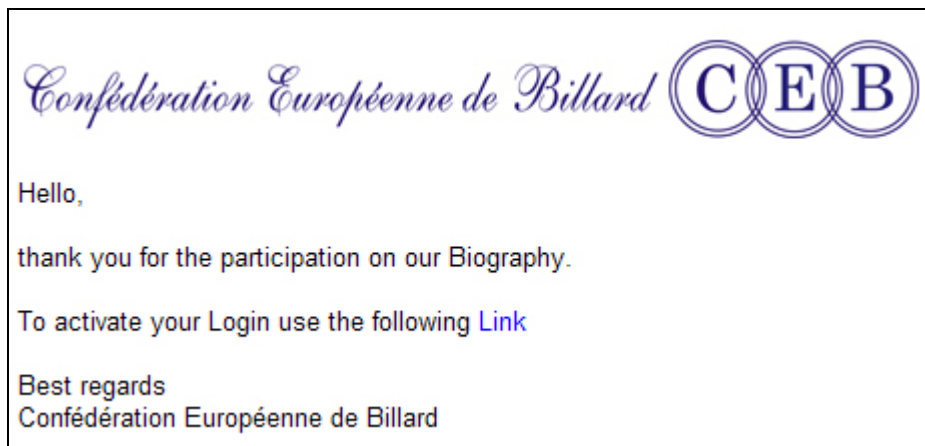
Please choose in the Field "Choose Player" New Player and you will find the following Page:

Choose Player :	<input type="text" value="NEW PLAYER"/>
Last Name :	<input type="text"/>
First Name :	<input type="text"/>
Nation :	<input type="text" value="PLEASE SELECT"/>
Federation :	<input type="text" value="PLEASE SELECT"/>
Email Address :	<input type="text"/>
Username :	<input type="text"/>
Password :	<input type="text"/>
<input type="button" value="Send"/>	
to Login	

Please put in your Last Name (Family Name) and your First Name.
Select your Nationality and you Federation from the Lists.
Now you could follow Point 3.

4. Activate your Login

If you have sent your data you will automatically receive this confirmation Email:

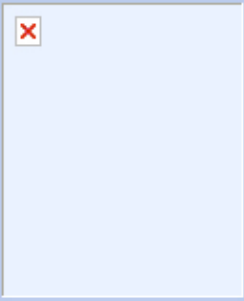


Please click on the Link in the email to activate your Profile.

5. Biography Data

Please login to your personal Biography.

Private Profile



Picture	<input type="text"/>	<input type="button" value="Durchsuchen..."/>
Title	<input type="text"/>	<input type="button" value="v"/>
Salutation	Mr.	<input type="button" value="v"/>
First Name	<input type="text"/>	
Last Name	<input type="text"/>	
Federation	Deutsche Billard-Union	<input type="button" value="v"/>
Nationality	Germany	<input type="button" value="v"/>
Date of Birth	1 <input type="button" value="v"/> . 1 <input type="button" value="v"/> . 1964 <input type="button" value="v"/>	<input type="checkbox"/>
Street	<input type="text"/>	<input type="checkbox"/>
ZIP / City	<input type="text"/>	<input type="checkbox"/>
Country	Germany	<input type="button" value="v"/>
Phone	<input type="text"/>	<input type="checkbox"/>
FAX	<input type="text"/>	<input type="checkbox"/>
Mobilephone	<input type="text"/>	<input type="checkbox"/>
Email address	<input type="text"/>	<input type="checkbox"/>
Hobbys	<input type="text"/>	<input type="checkbox"/>

*Activ = Information will be published in the Internet !

Billard Disciplines:

Artistique	<input type="checkbox"/>
Cadre	<input type="checkbox"/>
Three Cushion	<input type="checkbox"/>
One Cushion	<input type="checkbox"/>
Libre	<input type="checkbox"/>
5-Pins	<input type="checkbox"/>

Sporty Successes:

Year	Tournament	Country	Place
------	------------	---------	-------

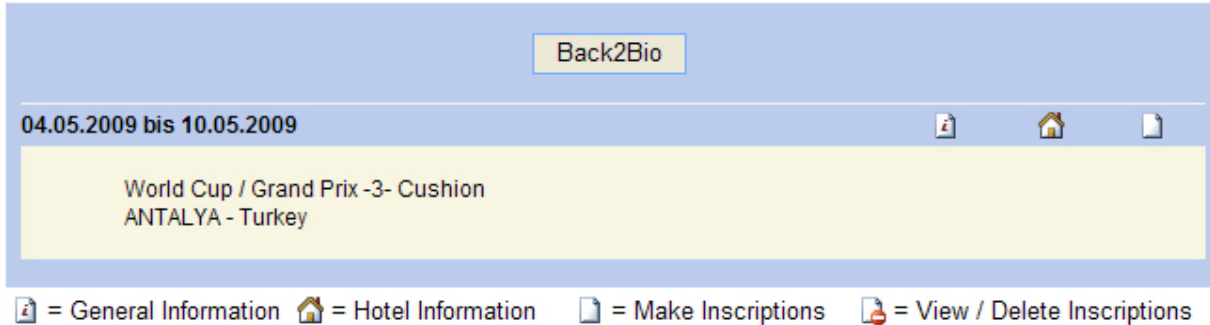
Here you could put in all your personal data. For some data you could choose if it will be viewable on the Website or not. Please deactivate for this the checkbox behind the data. After you have put in all your Data please click on the button "Save".

6. Inscription for Tournaments

If you want to make an inscription for a Tournament please click on the button “Inscription for Tournaments” in your profile.

This button is only visible if you have put in all your necessary data in your profile and if this data has been saved.




Here you will see all the Tournaments for which you could make an inscription.








Back2Bio

04.05.2009 bis 10.05.2009

World Cup / Grand Prix -3- Cushion
ANTALYA - Turkey

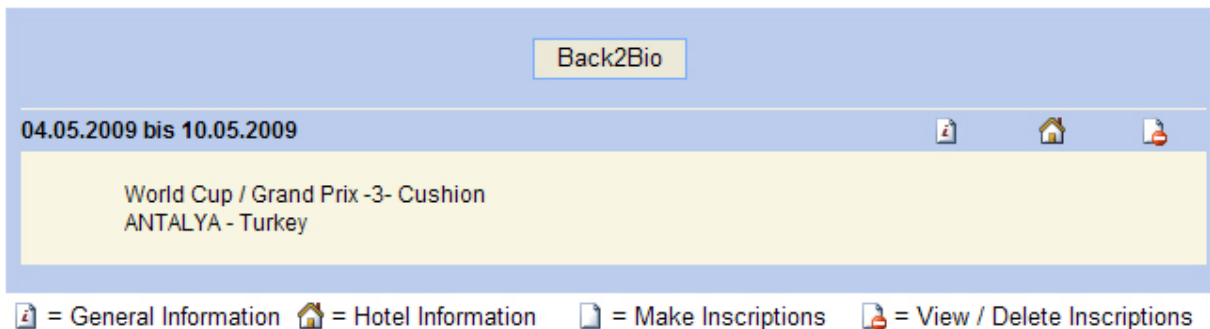
  

 = General Information  = Hotel Information  = Make Inscriptions  = View / Delete Inscriptions

All what you have to do is to click on the last Button  and your inscription is done.

After your inscription you will receive a confirmation email.




If you click again on the button “Inscription for Tournaments” you will see a different button.








Back2Bio

04.05.2009 bis 10.05.2009

World Cup / Grand Prix -3- Cushion
ANTALYA - Turkey

 = General Information  = Hotel Information  = Make Inscriptions  = View / Delete Inscriptions

If you want to delete your inscription please click on this button  and your inscription is deleted. This is only possible before the deadline.

If you have any questions please send an email to the Sportmanager of the CEB and UMB – Heiko Wolter – Email: Sportmanager@eurobillard.org – Sportmanager@umb.org