




The European Champions - Cadre 47/2 Juniors

Dieter Haase




T. Wildförster (DE)



J. Bongers (NL)



J. Arnouts (NL)



F. Grethen (LU)



S. Buyle (BE)



H. van de Ven (NL)



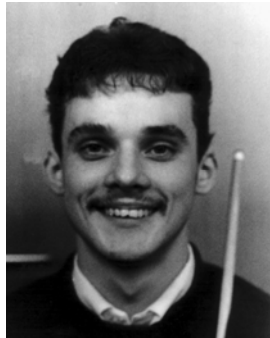
R. Burgman (NL)



D. Jaspers (NL)



F. Caudron (BE)



J. Claessen (BE)



M. Horn (DE)



F. Spitaels (BE)



J. Galerne (FR)



U. Kerls (DE)



M. Mikkelsen (DK)



D. Christiani (NL)



M. van der Spoel (NL)



M. Devogelaere (FR)



P. Soumagne (FR)

The European Championships - Cadre 47/2 Juniors

Results of the main tournaments

Matchpoints, Points/Innings, General Average, Best Game, High Run

1) Herentals (BE) (21.-24.4.1977)

200 Pts.

1. Thomas Wildförster (DE)	12:2	1346/44	30,59	66,66	191
2. Jos Bongers (NL)	11:3	1360/44	30,90	100,00	125
3. Piet Adrichem (NL)	7:7	1206/64	18,84	22,22	136

2) Neunkirchen (DE) (30.3.-2.4.1978)

200 Pts.

1. Jos Bongers (NL)	12:2	1290/50	25,80	50,00	143
2. Jan van de Ouwelandt (BE)	10:4	1318/46	28,65	100,00	173
3. Jan Arnouts (NL)	10:4	1153/58	19,87	50,00	156

3) St. Raphael-Fréjus (FR) (5.-8.4.1979)

200 Pts.

1. Jan Arnouts (NL)	13:1	1400/52	26,92	50,00	183
2. Fonsy Grethen (LU)	12:2	1311/56	23,41	50,00	174
3. Piet Adrichem (NL)	10:4	1205/61	19,75	66,66	159

4) Hollerich (LU) (22.-25.5.1980)

200 Pts.

1. Fonsy Grethen (LU)	14:0	1400/33	42,42	100,00	192
2. Philippe Deraes (BE)	12:2	1209/39	31,00	100,00	126
3. Marco Zanetti (IT)	9:5	1337/53	25,22	66,66	143

5) Geel (BE) (11.-14.6.1981)

200 Pts.

1. Stany Buyle (BE)	14:0	1400/36	38,88	100,00	172
2. Marco Zanetti (IT)	10:4	1035/36	28,75	50,00	152
3. Fonsy Grethen (LU)	8:6	1194/23	51,91	200,00	200

6) Gemert (NL) (15.-18.4.1982)

200 Pts.

1. Stany Buyle (BE)	12:2	1400/44	31,81	200,00	200
2. Brahim Djoubri (FR)	12:2	1400/68	20,58	50,00	162
3. Ad Koorevaar (NL)	8:6	985/40	24,62	100,00	158

7) Wien (AT) (17.-20.2.1983)

200 Pts.

1. Stany Buyle (BE)	14:0	1400/38	36,84	66,66	172
2. Christoph Pilss (AT)	9:5	1309/60	21,81	66,66	128
3. Fabian Blondeel (DE)	8:6	1250/65	19,23	28,57	119

8) Menen (BE) (12.-15.4.1984)

200 Pts.

1. Harrie van de Ven (NL)	12:2	1340/25	53,60	200,00	200
2. Volker Simanowski (DE)	10:4	1268/43	29,48	100,00	199
3. Pascal van Brabandt (BE)	10:4	1205/50	24,10	50,00	148

9) Madrid (ES) (23.-26.5.1985)

200 Pts.

1. Raimond Burgman (NL)	12:2	1202/28	42,92	200,00	200
2. Fabian Blondeel (DE)	12:2	1313/32	41,03	66,66	197
3. Marc Massé (FR)	12:2	1240/34	36,47	200,00	200

10) Lelystad (NL) (10.-13.4.1986)

200 Pts.

1. Dick Jaspers (NL)	10:2	1162/30	38,73	100,00	160
2. Marc Massé (FR)	8:4	1078/34	31,70	100,00	200
3. Fabian Blondeel (DE)	8:4	957/22	43,50	200,00	200

11) Boussu (BE) (30.4.-3.5.1987)

200 Pts.

1. Frédéric Caudron (BE)	14:0	1400/34	41,17	100,00	172
2. Fabian Blondeel (DE)	12:2	1351/20	67,55	100,00	200
3. Stephan Horvath (AT)	8:6	1103/41	26,90	40,00	167

12) Tours (FR) (8.-10.4.1988)

200 Pts.

1. Frédéric Caudron (BE)	12:2	1263/29	43,55	66,66	180
2. Stephan Horvath (AT)	10:4	1280/42	30,47	50,00	170
3. Peter de Backer (BE)	10:4	1164/54	21,55	50,00	156

13) Moyeuve Grande (FR) (6.-9.4.1989)					200 Pts.
1. Frédéric Caudron (BE)	12:2	1327/26	51,03	100,00	200
2. Stephan Horvath (AT)	12:2	1203/37	32,51	66,66	180
3. Stefan Galla (DE)	10:4	1066/39	27,33	100,00	169
14) Gemert (NL) (30.3.-1.4.1990)					200 Pts.
1. Johan Claessen (BE)	8:0	800/28	28,57	100,00	155
2. Martin Horn (DE)	6:2	797/28	28,46	100,00	120
3. Raymond Knoors (NL)	10:2	1148/54	21,25	50,00	125
15) Athen (GR) (12.-14.4.1991)					200 Pts.
1. Martin Horn (DE)	8:0	800/10	80,00	100,00	188
2. Andreas Fuchs (DE)	6:2	745/17	43,82	200,00	200
3. Johan Claessen (BE)	10:2	1189/38	31,28	100,00	134
16) Sierre (CH) (3.-5.4.1992)					200 Pts.
1. Martin Horn (DE)	12:0	1200/53	22,64	50,00	116
2. Raymond Knoors (NL)	10:2	1088/68	16,00	33,33	107
3. Xavier Carrer (FR)	9:3	969/90	10,76	20,00	79
17) Tilburg (NL) (23.-25.4.1993)					200 Pts.
1. Franky Spitaels (BE)	12:0	1200/67	17,91	20,00	92
2. Xavier Gretillat (CH)	10:2	1200/42	28,57	100,00	157
3. Thomas Nockemann (DE)	10:2	1038/57	18,21	50,00	127
18) Herentals (BE) (22.-24.4.1994)					200 Pts.
1. Jérôme Galerne (FR)	10:2	1096/45	24,35	66,66	139
2. Mario van Gompel (BE)	10:2	1162/47	24,72	33,33	128
3. Xavier Carrer (FR)	9:3	1200/48	25,00	66,66	100
19) Perpignan (FR) (28.-30.4.1995)					200 Pts.
1. Uwe Kerls (DE)	12:0	1200/45	26,66	66,66	188
2. Gunther Vastré (NL)	8:4	1034/69	14,98	28,57	135
3. Arnim Kahofer (AT)	8:4	1096/38	28,84	100,00	114
20) Melk (AT) (19.-21.4.1996)					200 Pts.
1. Jérôme Galerne (FR)	12:0	1200/30	40,00	100,00	191
2. Juan Carlos Pareras (ES)	8:4	1003/49	20,46	50,00	161
3. Josef Cervenka (CZ)	8:4	927/53	17,49	22,22	141

21) Vejle (DK) (25.-27.4.1997)					200 Pts.
1. Michael Miielsen (DK)	12:0	1200/53	22,64	66,66	198
2. Juan Carlos Pareras (ES)	10:2	1127/45	25,04	50,00	122
3. Stéphane Libert (BE)	8:4	1090/62	17,58	20,00	80
22) Brno (CZ) (17.-19.4.1998)					200 Pts.
1. Dave Christiani (NL)	12:0	1200/22	54,54	200,00	200
2. Esteve Mata (ES)	10:2	1020/48	21,25	28,57	113
3. Fabien Canonne (FR)	8:4	923/54	17,09	33,33	130
23) Krefeld (DE) (16.-18.4.1999)					200 Pts.
1. Dave Christiani (NL)	12:0	1200/31	38,70	100,00	163
2. Esteve Mata (ES)	10:2	1060/44	24,09	100,00	114
3. Sjors van Ginneken (NL)	10:2	1011/41	24,65	100,00	174
24) Duisburg (DE) (14.-16.4.2000)					200 Pts.
1. Dave Christiani (NL)	12:0	1200/34	35,29	66,66	197
2. Sjors van Ginneken (NL)	8:4	1070/35	30,57	100,00	187
3. Frédéric Mottet (BE)	8:4	998/51	19,56	66,66	101
25) Rue (FR) (20.-22.4.2001)					200 Pts.
1. Martien van der Spoel (NL)	12:2	1281/42	30,50	66,66	118
2. Mikael Devogelaere (FR)	10:4	1260/75	16,80	28,57	124
3. Edgar Meerwijk (NL)	8:6	1118/54	20,70	50,00	112
26) Krefeld (DE) (19.-21.4.2002)					200 Pts.
1. Mikael Devogelaere (FR)	10:2	1185/44	26,93	66,66	189
2. Martien van der Spoel (NL)	10:2	1037/30	34,56	100,00	185
3. Sjors van Ginneken (NL)	8:2	951/31	30,67	100,00	200
Ronny Lindemann (DE)	8:2	809/48	16,85	22,22	106
27) Gelsenkirchen (DE) (25.-27.4.2003)					200 Pts.
1. Martien van der Spoel (NL)	12:0	1200/26	46,15	100,00	173
2. Edgar Meerwijk (NL)	10:2	1041/49	21,24	40,00	162
3. Erwin van den Heuvel (NL)	8:2	821/36	22,80	66,66	128
Mikael Devogelaere (FR)	6:4	904/32	28,25	100,00	126

28) Calais (FR) (2.-4.4.2004)

200 Pts.

1. Mikael Devogelaere (FR)	12:0	1200/35	34,28	100,00	179
2. Julien Rault (FR)	10:2	1083/81	13,37	33,33	62
3. Steve Dorard (FR)	6:4	821/39	21,05	66,66	135
Erwin van den Heuvel (NL)	6:4	992/59	16,81	40,00	174

29) Brno (CZ) (8.-10.4.2005)

200 Pts.

1. Pierre Soumagne (FR)	12:0	1200/33	36,36	100,00	198
2. Raymund Swertz (NL)	10:2	1097/68	16,13	40,00	111
3. Erwin van den Heuvel (NL)	8:2	910/31	29,35	66,66	106
Jens Fischer (DE)	6:4	695/53	13,11	33,33	63

30) Krefeld (DE) (28.-30.4.2006)

200 Pts.

1. Pierre Soumagne (FR)	12:0	1200/24	50,00	100,00	200
2. Ian van Krieken (NL)	10:2	1190/58	20,51	25,00	168
3. Shyaam Poedai (NL)	8:2	781/52	15,01	25,00	130
Maarten Janssen (BE)	6:4	824/56	14,71	50,00	95

No more European Championships after 2006.

© Copyright by

