




## The European Champions - Libre Juniors



J. Arnouts (NL)



F. Grethen (LU)




M. Zanetti (IT)



R. Burgman (NL)



D. Jaspers (NL)



F. Blondeel (DE)



F. Caudron (BE)



S. Horvath (AT)



R. Knoors (NL)



M. Horn (DE)




M. van Gompel (BE)




P. Andre (AT)



M. Faus (CZ)




G. Vastré (NL)



S. Daske (DE)



D. Christiani (NL)



S. van Ginneken (NL)



V. Tautermann (CZ)



E. Meerwijk (NL)




E. van den Heuvel (NL)



P. Soumagne (FR)



M. Janssen (BE)



G. Kauffeld (NL)



F. Jong (NL)



S. van Etten (NL)



O. Hosek (CZ)



A. Henriksen (DK)



P. Martory (FR)



N. Legendre (FR)

# The European Championships - Libre Juniors

Results of the main tournaments

Matchpoints, Points/Innings, General Average, Best Game, High Run

## 1) Vichy (FR) (26.-29.5.1977)

300 Pts.

1.	Jan Arnouts (NL)	14:0	2100/52	40,38	100,00	296
2.	Norbert Ohagen (DE)	10:4	1799/59	30,49	150,00	278
3.	Fonsy Grethen (LU)	10:4	1886/112	16,83	27,27	198

## 2) Luxemburg (LU) (11.-14.5.1978)

300 Pts.

1.	Fonsy Grethen (LU)	12:2	1800/17	105,88	300,00	300
2.	Stany Buyle (BE)	12:2	1843/44	41,88	150,00	297
3.	Marco Zanetti (IT)	9:5	1844/68	27,11	150,00	294

## 3) Herne (DE) (19.-22.4.1979)

300 Pts.

1.	Fonsy Grethen (LU)	14:0	2100/25	84,00	300,00	300
2.	Ad Klijn (NL)	10:4	1533/83	18,46	50,00	229
3.	Marco Zanetti (IT)	8:6	1403/31	45,25	150,00	300

## 4) Herentals (BE) (1.-4.5.1980)

300 Pts.

1.	Fonsy Grethen (LU)	12:2	1882/22	85,54	300,00	300
2.	Marco Zanetti (IT)	12:2	1801/28	64,32	150,00	289
3.	Peter Willems (BE)	10:4	1812/24	75,50	300,00	300

## 5) Geel (BE) (6.-9.6.1981)

300 Pts.

1.	Marco Zanetti (IT)	14:0	2100/29	72,41	300,00	300
2.	Raimond Burgman (NL)	12:2	1883/26	72,42	100,00	299
3.	Jelle Pijl (NL)	6:8	1331/40	33,27	100,00	241

## 6) Thionville (FR) (7.-10.1.1982)

300 Pts.

1.	Raimond Burgman (NL)	14:0	2100/32	65,62	300,00	300
2.	Jan Kesselaar (NL)	10:4	1769/68	26,01	150,00	280
3.	Volker Simanowski (DE)	10:4	1804/72	25,05	150,00	247

## 7) Geelen (NL) (7.-10.4.1983)

300 Pts.

1.	Raimond Burgman (NL)	14:0	2100/22	95,45	300,00	300
2.	Karel de Wickere (BE)	10:4	1503/32	46,96	75,00	293
3.	Fabian Blondeel (DE)	10:4	1548/40	38,70	150,00	294

<b>8) Madrid (ES) (20.-22.5.1984)</b>						300 Pts.
1.	Dick Jaspers (NL)	14:0	2100/29	72,41	300,00	300
2.	Marc Massé (FR)	10:4	1635/34	48,08	150,00	209
3.	Fabian Blondeel (DE)	10:4	1732/38	45,57	300,00	300

<b>9) Herentals (BE) (27.-30.12.1984)</b>						300 Pts.
1.	Fabian Blondeel (DE)	13:1	2100/44	47,72	150,00	294
2.	Jacques van Peer (NL)	10:4	1772/41	43,21	100,00	291
3.	Stephan Horvath (AT)	8:6	1665/57	29,21	150,00	300

<b>10) Vejle (DK) (14.-17.11.1985)</b>						300 Pts.
1.	Dick Jaspers (NL)	10:4	1815/24	75,62	300,00	300
2.	Fabian Blondeel (DE)	10:4	1797/27	66,55	150,00	300
3.	Jörg Morawski (DE)	10:4	1750/34	51,47	150,00	300

<b>11) Wiltz (LU) (5.-7.12.1986)</b>						300 Pts.
1.	Frédéric Caudron (BE)	12:2	2100/25	84,00	150,00	300
2.	Stephan Horvath (AT)	11:3	1800/16	112,50	300,00	300
3.	Jacques van Peer (NL)	11:3	1800/17	105,88	300,00	300

<b>12) Nimes (FR) (4.-6.12.1987)</b>						300 Pts.
1.	Stephan Horvath (AT)	13:1	2100/22	95,45	300,00	300
2.	Raymond Knoors (NL)	12:2	1800/41	43,90	150,00	300
3.	Frédéric Caudron (BE)	11:3	1893/26	72,80	300,00	300

<b>13) Wiltz (LU) (8.-11.11.1988)</b>						300 Pts.
1.	Frédéric Caudron (BE)	14:0	2100/10	210,00	300,00	300
2.	Stephan Horvath (AT)	12:2	1800/15	120,00	300,00	300
3.	Henri Tilleman (NL)	10:4	1515/15	101,00	300,00	300

<b>14) Arendonk (BE) (8.-10.12.1989)</b>						300 Pts.
1.	Raymond Knoors (NL)	8:0	1200/11	109,09	300,00	300
2.	Stéphane Wathier (FR)	6:2	901/18	50,05	150,00	300
3.	Roland Uytendewillegen (NL)	8:2	1228/13	94,46	300,00	300

<b>15) Paris (FR) (7.-9.12.1990)</b>						300 Pts.
1.	Raymond Knoors (NL)	8:0	1200/13	92,30	150,00	300
2.	Johan Claessen (BE)	6:2	911/26	35,03	50,00	217
3.	Eddy Leppens (BE)	10:2	1538/42	36,61	75,00	282

<b>16) Krefeld (DE) (6.-8.12.1991)</b>					300 Pts.
1. Martin Horn (DE)	12:0	1800/17	105,88	300,00	300
2. Mario van Gompel (BE)	8:4	1212/21	57,71	150,00	300
3. Arnim Kahofer (AT)	10:2	1800/34	52,94	100,00	293
<b>17) Dudelange (LU) (11.-13.12.1992)</b>					300 Pts.
1. Mario van Gompel (BE)	12:0	1800/24	75,00	300,00	300
2. Xavier Carrer (FR)	8:4	1293/21	61,57	150,00	300
3. Thomas Nockemann (DE)	10:2	1502/24	62,58	150,00	272
<b>18) Sierre (CH) (10.-12.12.1993)</b>					300 Pts.
1. Patrick Andre (AT)	12:0	1800/27	66,66	150,00	288
2. Emanuel Mathon-Beruet (FR)	10:2	1752/19	92,21	300,00	300
3. Franky Spitaels (BE)	10:2	1553/40	38,82	300,00	300
<b>19) Brno (CZ) (9.-11.12.1994)</b>					300 Pts.
1. Marek Faus (CZ)	12:0	1800/34	52,94	150,00	289
2. Uwe Kerls (DE)	8:4	1345/36	37,36	100,00	298
3. Franky Spitaels (BE)	10:2	1606/39	41,17	100,00	269
<b>20) Vejje (DK) (8.-10.12.1995)</b>					300 Pts.
1. Gunther Vastré (NL)	10:2	1668/23	72,52	300,00	300
2. Jérôme Galerne (FR)	8:4	1563/25	62,52	300,00	300
3. Juan Carlos Pareras (ES)	9:3	1504/40	37,60	150,00	205
<b>21) Granollers / Barcelona (ES) (6.-8.12.1996)</b>					300 Pts.
1. Gunther Vastré (NL)	12:0	1800/20	90,00	300,00	300
2. Stéphane Libert (BE)	8:4	1280/14	91,42	300,00	300
3. Johan Loncelle (BE)	8:4	1481/33	44,87	150,00	242
<b>22) Lichtenvoorde (NL) (12.-14.12.1997)</b>					300 Pts.
1. Sven Daske (DE)	10:2	1506/30	50,20	150,00	290
2. Dave Christiani (NL)	10:2	1563/22	71,04	150,00	290
3. Fabien Canonne (FR)	10:2	1754/35	50,11	100,00	298
<b>23) Florange (FR) (27.-29.11.1998)</b>					300 Pts.
1. Dave Christiani (NL)	12:0	1800/16	112,50	300,00	300
2. Esteve Mata (ES)	10:2	1784/16	111,50	300,00	300
3. Marc Araujo (FR)	8:4	1251/21	59,57	75,00	252

**24) Nyköping (DK) (10.-12.12.1999)**

300 Pts.

1. Sjors van Ginneken (NL)	12:0	1800/21	85,71	150,00	300
2. Mathieu Falcioni (FR)	10:2	1687/20	84,35	300,00	300
3. Martien van der Spoel (NL)	8:4	1368/25	54,72	150,00	296

**25) Grubbenvorst (NL) (15.-17.12.2000)**

300 Pts.

1. Vladislav Tautermann (CZ)	11:1	1800/29	62,06	150,00	299
2. Dave Krijnen (NL)	10:2	1575/33	47,72	300,00	300
3. Sjors van Ginneken (NL)	9:3	1502/17	88,35	150,00	300

**26) Hengelo (NL) (14.-16.12.2001)**

300 Pts.

1. Edgar Meerwijk (NL)	12:0	1800/45	40,00	150,00	298
2. Benjamin Ikkache (FR)	10:2	1800/49	36,73	300,00	300
3. Martien van der Spoel (NL)	8:2	1412/21	67,23	100,00	281
Emanuel Lefranc (FR)	6:4	1205/17	70,88	300,00	300

**27) Praha (CZ) (13.-15.12.2002)**

300 Pts.

1. Erwin van den Heuvel (NL)	10:2	1800/45	54,09	300,00	300
2. Nicky Defraye (BE)	8:4	1800/49	63,23	300,00	300
3. Martien van der Spoel (NL)	8:2	1412/21	114,54	300,00	300
Edgar Meerwijk (NL)	8:2	1205/17	88,92	300,00	300

**28) Brügge (BE) (13.-15.12.2003)**

300 Pts.

1. Pierre Soumagne (FR)	8:4	1591/47	33,85	100,00	299
2. Erwin van den Heuvel (NL)	8:4	1500/26	57,69	100,00	285
3. Nicky Defraye (BE)	8:2	1352/23	58,78	100,00	296
Jérôme Riotto (FR)	6:4	1309/43	30,44	100,00	222

**29) Eisenstadt (AT) (10.-12.12.2004)**

300 Pts.

1. Erwin van den Heuvel (NL)	12:0	1800/18	100,00	150,00	300
2. Christian Mooren (DE)	8:4	1434/29	49,44	300,00	300
3. Maarten Janssen (BE)	6:4	937/13	72,07	300,00	300
Koen Saver (BE)	6:4	908/33	27,51	100,00	196

**30) Brügge (BE) (2.-4.12.2005)**

300 Pts.

1. Maarten Janssen (BE)	12:0	1800/33	54,54	100,00	293
2. Ian van Krieken (NL)	8:4	1479/43	34,39	60,00	278
3. Pierre Soumagne (FR)	8:2	1262/28	45,07	150,00	300
Raymund Swertz (NL)	8:2	1267/39	32,48	300,00	300

<b>31) Gelsenkirchen (DE) (8.-10.12.2006)</b>					300 Pts.
1. Pierre Soumagne (FR)	12:0	1800/23	78,26	300,00	300
2. Shyaam Poedai (NL)	8:4	1458/41	35,56	100,00	289
3. Ian van Krieken (NL)	8:2	1264/39	32,41	60,00	261
Ludovic Hebrard (FR)	6:4	1073/69	15,55	20,00	129
<b>32) Brandenburg (DE) (14.-16.4.2013)</b>					250/300 Pts.
1. Guido Kauffeld (NL)	8:4	1378/26	53,00	300,00	300
2. Andy de Bond (BE)	10:2	1446/25	57,84	250,00	272
3. Gert-Jan Veldhuizen (NL)	6:4	1154/16	72,12	75,00	300
Adam Kozák (CZ)	6:4	819/33	24,81	83,33	249
<b>33) Deurne (BE) (23.-25.5.2014)</b>					250/300 Pts.
1. Ferry Jong (NL)	12:2	1806/36	50,16	150,00	272
2. Adam Baca (CZ)	10:4	1428/48	29,75	300,00	300
3. Andy de Bond (BE)	10:2	1600/31	51,61	83,33	242
Sam van Etten (NL)	8:4	1206/28	43,07	83,33	224
<b>34) Brandenburg (DE) (26.4.-1.5.2015)</b>					250/300 Pts.
1. Sam van Etten (NL)	10:2	1401/36	38,91	100,00	299
2. Ferry Jong (NL)	10:2	1350/22	61,36	125,00	296
3. Ondrej Hosek (CZ)	6:4	1278/32	39,93	250,00	250
Adam Kozák (CZ)	6:4	824/23	35,82	100,00	294
<b>35) Kopenhagen (DK) (18.-20.5.2016)</b>					250/300 Pts.
1. Ondrej Hosek (CZ)	9:3	1611/34	47,38	300,00	300
2. Sam van Etten (NL)	10:2	1816/12	139,69	250,00	300
3. Pierre Martory (FR)	7:3	1088/25	43,25	300,00	300
Simon Blondeel (DE)	6:4	802/34	23,58	60,00	230
<b>36) Brandenburg (DE) (30.4.-2.5.2017)</b>					250/300 Pts.
1. Sam van Etten (NL)	9:1	1400/11	127,27	300,00	300
2. Stef van Hees (BE)	6:4	1117/35	31,91	83,33	229
3. Anders Henriksen (DK)	6:2	1100/31	35,48	50,00	216
Simon Blondeel (DE)	3:5	587/21	27,59	37,50	172
<b>37) Ronchin (FR) (30.3.-1.4.2018)</b>					250/300 Pts.
1. Anders Henriksen (DK)	8:2	1321/18	73,38	300,00	300
2. Pierre Martory (FR)	6:4	806/13	62,00	125,00	250
3. Jordy Jong (NL)	6:2	769/15	51,26	83,33	248
Stef van Hees (BE)	6:2	1050/31	33,87	35,71	292

**38) Brandenburg (DE) (2.-4.5.2019)**

250/300 Pts.

1. Pierre Martory (FR)	8:0	1100/17	64,70	150,00	249
2. Leon Dudink (NL)	6:4	974/62	15,70	60,00	228
3. Sébastien Verel (FR)	4:4	527/48	10,97	17,85	79
Simon Blondeel (DE)	2:4	338/14	24,14	35,71	106

**39) Desio (IT) (7.-10.4.2022)**

250 Pts.

1. Nathan Legendre (FR)	10:0	941/93	10,11	19,23	108
2. Nick Dudink (NL)	8:2	1049/66	15,89	83,33	218
3. Arthur Picard (FR)	6:4	578/87	6,64	10,45	60

**40) Verderio (IT) (27.-30.4.2023)**

250 Pts.

1. Nathan Legendre (FR)	6:2	783/35	22,37	33,33	185
2. Nick Dudink (NL)	6:2	621/42	14,78	28,57	159
3. Samuel Vanderveken (BE)	2:6	526/53	9,92	17,85	129

© Copyright by

